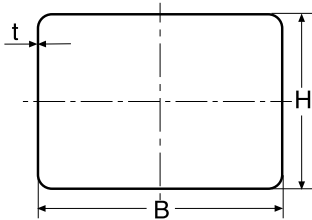


TUBO RECTANGULAR | RECTANGULAR TUBE

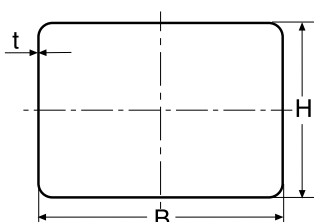


Peso teórico kg / metro
Theoretical weight kg / meter

| Longitud de lado especificado <i>Length of specified side</i> | | | Espesor t en mm / <i>Thickness t in mm</i> | | | | |
|--|----|--|--|-------|-------|-------|---|
| H | B | Tolerancia sobre H y B <i>Tolerance for H & B</i> | 1,5 | 2 | 2,5 | 3 | 4 |
| 20 | 10 | ±0,20 | 0,632 | 0,810 | | | |
| 20 | 15 | | 0,750 | 0,967 | | | |
| 25 | 10 | ±0,25 | 0,750 | 0,967 | | | |
| 25 | 15 | | 0,868 | 1,124 | | | |
| 30 | 10 | ±0,25 | 0,868 | 1,124 | | | |
| 30 | 15 | | 0,985 | 1,281 | | | |
| 30 | 20 | | 1,103 | 1,438 | | | |
| 35 | 15 | ±0,25 | 1,103 | 1,438 | 1,756 | 1,921 | |
| 35 | 20 | | 1,221 | 1,595 | 1,952 | | |
| 35 | 25 | | 1,339 | 1,752 | 2,148 | 2,360 | |
| 40 | 10 | ±0,30 | 1,103 | 1,438 | 1,756 | | |
| 40 | 15 | | 1,221 | 1,595 | 1,952 | | |
| 40 | 20 | | 1,339 | 1,752 | 2,148 | 2,360 | |
| 40 | 25 | | 1,456 | 1,909 | 2,344 | 2,600 | |
| 40 | 27 | | 1,503 | 1,971 | 2,423 | 2,691 | |
| 40 | 30 | | 1,574 | 2,066 | 2,541 | 2,830 | |
| 40 | 35 | | 1,692 | 2,223 | 2,377 | 3,098 | |
| 45 | 10 | | 1,221 | 1,595 | 1,952 | 2,156 | |
| 45 | 15 | | 1,339 | 1,752 | 2,148 | | |
| 45 | 20 | | 1,456 | 1,909 | 2,344 | 2,627 | |
| 45 | 25 | | 1,574 | 2,066 | 2,541 | 2,830 | |
| 45 | 30 | | 1,692 | 2,223 | 2,737 | 3,098 | |
| 45 | 35 | | 1,810 | 2,380 | 2,933 | 3,300 | |



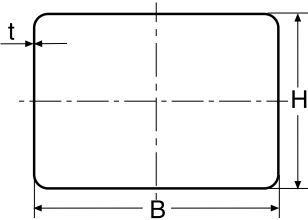
TUBO RECTANGULAR | RECTANGULAR TUBE



Peso teórico kg / metro
Theoretical weight kg / meter

| Longitud de lado especificado Length of specified side | | | Espesor t en mm / Thickness t in mm | | | | |
|---|----|---|-------------------------------------|-------|-------|-------|-------|
| H | B | Tolerancia sobre H y B Tolerance for H & B | 1,5 | 2 | 2,5 | 3 | 4 |
| 50 | 10 | ±0,30 | 1,339 | 1,752 | 2,150 | 2,360 | |
| 50 | 15 | | 1,456 | 1,909 | 2,340 | 2,627 | |
| 50 | 20 | | 1,574 | 2,066 | 2,540 | 2,830 | |
| 50 | 25 | | 1,692 | 2,223 | 2,740 | 3,098 | |
| 50 | 30 | | 1,810 | 2,380 | 2,930 | 3,300 | 4,200 |
| 50 | 40 | | 2,045 | 2,694 | 3,330 | 3,770 | 4,830 |
| 60 | 10 | ±0,35 | 1,574 | 2,066 | 2,541 | 2,863 | |
| 60 | 15 | | 1,692 | 2,223 | 2,737 | 3,098 | |
| 60 | 20 | | 1,810 | 2,380 | 2,933 | 3,300 | 4,200 |
| 60 | 30 | | 2,045 | 2,694 | 3,326 | 3,770 | 4,830 |
| 60 | 40 | | 2,281 | 3,008 | 3,718 | 4,250 | 5,450 |
| 60 | 50 | | 2,516 | 3,322 | 4,111 | 4,720 | 6,080 |
| 70 | 20 | ±0,40 | 2,045 | 2,694 | 3,326 | 3,770 | 4,830 |
| 70 | 30 | | 2,281 | 3,008 | 3,718 | 4,250 | 5,450 |
| 70 | 40 | | 2,516 | 3,322 | 4,111 | 4,720 | 6,080 |
| 80 | 20 | ±0,50 | 2,281 | 3,008 | 3,718 | 4,250 | 5,450 |
| 80 | 30 | | 2,516 | 3,332 | 4,111 | 4,720 | 6,080 |
| 80 | 40 | | 2,752 | 3,636 | 4,503 | 5,190 | 6,710 |
| 80 | 50 | | 2,987 | 3,950 | 4,896 | 5,660 | 7,340 |
| 80 | 60 | | 3,223 | 4,264 | 5,288 | 6,130 | 7,970 |
| 90 | 30 | | 2,752 | 3,636 | 4,503 | 5,190 | 6,710 |
| 90 | 40 | | 2,987 | 3,950 | 4,896 | 5,660 | 7,340 |
| 90 | 50 | | 3,223 | 4,264 | 5,288 | 6,130 | 7,970 |

TUBO RECTANGULAR | RECTANGULAR TUBE



Peso teórico kg / metro
Theoretical weight kg / meter

| Longitud de lado especificado Length of specified side | | | Espesor t en mm / Thickness t in mm | | | | |
|---|----|---|-------------------------------------|-------|-------|-------|--------|
| H | B | Tolerancia sobre H y B Tolerance for H & B | 1,5 | 2 | 2,5 | 3 | 4 |
| 100 | 20 | ±0,65 | 2,752 | 3,636 | 4,503 | 5,190 | 6,710 |
| 100 | 30 | | 2,987 | 3,950 | 4,896 | 5,660 | 7,340 |
| 100 | 40 | | 3,223 | 4,264 | 5,288 | 6,130 | 7,770 |
| 100 | 50 | | 3,458 | 4,578 | 5,681 | 6,600 | 8,590 |
| 100 | 60 | | | 4,892 | 6,073 | 7,070 | 9,220 |
| 100 | 80 | | | 5,520 | 6,858 | 8,010 | 10,480 |
| 120 | 40 | ±0,70 | | 4,892 | 6,073 | 7,070 | 9,220 |
| 120 | 60 | | | 5,520 | 6,858 | 8,010 | 10,480 |

